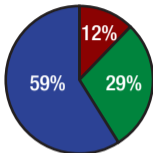
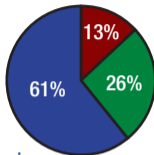


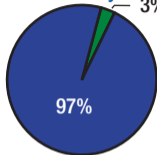
Behavioral
Counseling



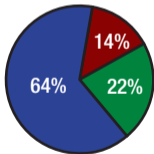
Employment
Training



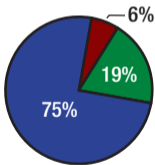
Facility 3%



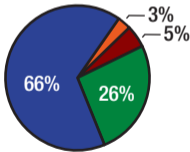
Program
Structure



Academic
Education



Living Unit
Services and Programs



These pie charts depict Wisconsin county social worker evaluations of services to youth placed under Rawhide's care.